



The Gold Nugget

Vol. 9, No. 2

February 2004

The Evolution of Gold Fever

By Leonard Leeper, www.golddredger.com



My first gold panning trip was to downtown Denver to try out my gold panning for the first time. I didn't have the advantage of being a member of the Gold Prospectors of the Rockies; it wasn't in existence then. I went in the Platte River under a bridge near Speer Blvd. It sounds stupid, but it wasn't very far from the spot that gold was discovered in 1858. I hadn't done any panning anywhere before, but had watched a lot about it on the Outdoor Channel on satellite. It's the home of the Gold Prospectors of Association of America (GPAA) and has a lot of programming on gold prospecting. Between that and reading about a hundred books, I figured I was ready to make an idiot of myself. I panned about 10 pans and got what looked like some gold flecks about the size of grains of sugar. I wasn't sure if they were real gold or fool's gold.

A few weeks later, I went about 80 miles into the mountains to a spot where I had backpacked with my son Scott back in 1989, and had seen a stream with what I thought looked like gold in it. I took my backpack with

(Continued on page 2)

The Prez Sez

By Gary Hawley, GPR President

Greetings to all "Gold Prospectors of the Rockies" members!



I am so excited about new Club happenings that I am not even going to do my usual weather comments. (Even though the report is for snow this weekend. Be careful out there!)

One of my jobs as President is to appoint Committee Coordinators in January. I decided an organizational chart was in order to help me determine what committees we have and thus have a better understanding of how the Club operates. I developed a chart, filled in the

Continued on page 3

VP's Corner

By Jeff Mosteller, Vice President

Greetings!



As we talked about at the January meeting, Gary Hawley and I have come to a consensus on the carrying of functioning firearms and knives at the panning demos. Any firearm carried at these demos, as part of your costume, must be cleared through **Jeff Mosteller** or **Gary Hawley**. ALL firearms must not be able to hold, chamber, or fire any

Continued on page 3

More Nuggets Inside

Events Calendar.....	3
Board Meeting Notes.....	4
General Meeting Notes.....	4
Where to Find Nuggets in Dredge Piles.....	4
The Prospector's Kitchen.....	4
Drawing Winners.....	5
The Q&A.....	5
February Birthdays.....	5
More Color!.....	5
Welcome New Members and Guests.....	5
Snacks Needed Meeting Night.....	5
Food for Thought.....	5
Advertising.....	6-7
From the Library.....	6
Treasure Quotes.....	8

Join Us on the Third Wednesday!

Lloyd G. Clements Community Center

1580 Yarrow St., Lakewood, Colorado

(One block west of Wadsworth, then one block north of Colfax)

7:00 p.m. (Board Meeting at 6:00 p.m.)

Information: (303) 933-1147

Website: <http://www.GoldProspectorsOfTheRockies.com/>

(Continued from Evolution of Gold Fever, page 1)

about 25 pounds of stuff in it and set off up a trail into what really was a wilderness area! Not having done any backpacking for a few years, I could notice right away that I wasn't as young as I used to be! I packed about three miles and went up to 2,000 feet in elevation. It felt like I was on top of Mt. Everest! I crossed a small stream that had millions of flecks in it, so I stopped and whipped out the ole pan, filled it with sand and gravel, swished it once, and all the flecks washed right out of the pan--fool's gold! Anyway, I knew then that the stuff had I panned in Denver was probably the real stuff. Were I to go back to Denver and pan out another 10,000 pans full of material, I might have enough gold to buy a cup of coffee. I decided to go to a pay panning place the following weekend to get a little expert help as the gravel they pan was supposed to be good and I had known that a lady tourist had found a one-troy-ounce nugget in her pan. I thought I'd see what the real thing looked like.

By now, the gold bug had bitten both my son Steve and me, and I knew I had a terminal case of golditis. Steve (with a little arm twisting) and I loaded up a truck on a Saturday and headed to gold country. Armed with little other than having read those hundred books and having watched hours of gold prospecting shows on TV, we drove to one of the gambling towns of Colorado to dig in the dirt and play in the water to search for that elusive gold, while thousands of other people were plugging money into slot machines and gambling. We stopped at a casino long enough to make a visit to see a man about a white horse, and then got back on the road to a tourist pay panning place on the creek.

This is a real textbook case of prospecting: go where gold has been found before. This was right in the heart of Colorado gold country. We stopped, paid our \$7.00 each, were given 10-inch gold pans, and were pointed in the direction of the stream. There we were given a 10-minute panning lesson and turned loose. The sign at the creek said "panning instructor works for tips only." I guess we got what we paid for. There were some pretty good gravels as every pan turned up at least two specks of gold big enough to pick out with your fingers. It takes a special technique to do that, though. For this small stuff, you don't just reach down and pick it up between your finger nails. The best technique is to dry one finger off, then touch the top of the speck and it will stick to your finger. You then transfer the speck to a small bottle filled with water. When you touch the top of the water in the bottle, the gold speck falls in. The fewest specks that I found in any pan was two, and the most was around twelve. We panned for about four hours and probably found about 50-cents worth of gold each, but it was enough to see fairly well. We both got a little sunburned, but had a great time.

At work the next week, I bored everyone who would politely listen, or at least stand still and not run in the opposite direction faster than I could with all of the gold stories and showing all 50-cents worth of my gold. After showing my gold to one friend, he said, "That's nothing! When I was a teenager, I had a gold claim and I and three other guys got \$8,500.00 in gold in a summer." The maps came out and X marked the spot. Now I was really set up! I was an "expert" because I had four hours experience and now had a "secret place" to go. The next step to do this properly was to get topographic maps so I could spot the "secret place" exactly and find my fortune. I'd also need a BLM mineral management map so I could find out if the "secret place" was on private or public land.

The topographical maps I could obtain around Denver and the mineral management maps were available at the local BLM office. I picked up the topos at my local prospector's store along with a real gold sluice box and a new gold pan for Steve. Now I had some real mining equipment! All I had to do was find a couple of hundred dollars in gold and I might break even. No problem at \$380 per troy ounce. While at the BLM office, a quick check of the mineral management map showed that the "secret place" might be on private land. It was the only private property in the whole area. In fact, it looked like it might be a patented claim, judging from its long, skinny shape. A check of the microfiche showed that there were no current mining claims in the section of land we were headed for, however.

Now that all the research had been done (if you have ever dealt with land, you will remember the gold old range, township, and section stuff), all that was left was to go out and pick up the big gold nuggets off the ground when we tripped over them! The next Saturday, I headed out with the tent trailer toward Steve's place in Denver, ready for us to make our fortunes. I got to Steve's about 7:00 a.m. and had to get him out of bed--so much for his great excitement. While he showered and got ready, I went to the store and got some groceries. I was going to cook for the two days we were to be prospecting. One of the things I had to get was some beans because, of course, "real" gold prospectors always eat beans. Based on the amount of gold we had found so far, I can see why--that's all they could afford to eat! After getting the groceries, the only thing left was to get some sluice-box fuel (beer!).

The problem was the liquor store was still closed. Oh well, Steve was going to pay for it and there would be a liquor store in the mountains. It would be a little more expensive, but like I said, "No big deal, Steve was paying for it!" We stopped at one of the small mountain towns on the way and got the rest of the prospecting supplies (beer!).

We were headed for our "secret place" about 50 miles from Denver. A lot of Colorado's gold was found not far from Denver. We found the dirt road and turned off into the wilderness. Much to our surprise, there seemed to be as many as 100 people per square mile, it being a weekend. Definitely not like 1860. It seemed like our "secret place" was now a popular destination for a lot of campers.

We went up the road, stopping every mile or so to find our location on our maps. As we closed in on our "secret place," our excitement rose to a fever pitch. "Just around the next corner," I told Steve. Turning the corner, we ran right into a Dude Ranch. It seemed that our "secret place" was now all fenced in with houses everywhere. Well, I have always been flexible, so we decided we would have to find another "secret place." Turning around, we headed back downstream and started to look for a camping spot. Every pullout was full and there were people everywhere. As we passed a good spot, I told Steve, "Those people didn't have as much stuff set up as they did last time we went by." We stopped and asked the people at the pullout whether they were leaving, they said they were and we waited until they were gone and took their old spot. It was right next to the stream. Enduring Steve's jokes and snide remarks about it at the same time would have been hard to take, but we were finally ready to hit the stream.

We panned out a few pans and weren't finding anything but looking across the stream, I saw a big bank of river gravel about 20 feet high. Steve took a five-gallon bucket, my small pick, and a folding shovel, and waded across the stream. He climbed the bank and filled the bucket with gravel. Coming back across the stream was difficult as it was a little over knee deep with really swift current. We panned a couple more pans of material and still didn't find any gold.

When you pan away the light sands and rocks leaving only the black sands, you should find the gold because black sand is five to ten times heavier than the water and gold is 19 times heavier. The gold should be hiding just under the black sand. It was hiding all right, but where? I didn't see any gold, but there were small nugget-like grey things. My books all said to watch out for platinum, as it weighed about the same as gold and was found in many of the same places. Grabbing the book, we looked up the description. Our stuff looked just like the book described it. Maybe we had struck it rich after all!

GPR Events Calendar					
Month	Date(s)	Time(s)	Activity	Information	Presenter/Coordinator(s)
Feb	18	7:00 p.m.	Meeting	Presentation: Durango & Silverton Narrow Gauge RR II	Rick Miska
Mar	17	7:00 p.m.	Meeting	Presentation:	
Apr	21	7:00 p.m.	Meeting	Presentation:	
May	19	7:00 p.m.	Meeting	Presentation:	
Jun	16	7:00 p.m.	Meeting	Presentation:	
	19	11:00 a.m.	Panning Demo	Bemis Public Library, 6014 S. Datura St., Littleton	Jeff Mosteller
Jul	10	5:00 p.m.	Panning Demo	National Costumers Assoc. Mtg., DIA Holiday Inn	Jeff Mosteller
	21	7:00 p.m.	Meeting	Presentation:	
Aug	18	7:00 p.m.	Meeting	Presentation:	
Sep	15	7:00 p.m.	Meeting	Presentation:	
Oct	20	7:00 p.m.	Meeting	Presentation:	

All GPR meeting presentations and trip activities are subject to change. Non-club prospecting-related events may be included for your information. Members attending any trip activities are asked to **be sure to sign up or contact the event coordinator prior to the activity to allow planning for an estimated number of people** and so attendees may be contacted in the event of any change, cancellation, or rescheduling.

(Continued from Prez Sez, page 1)

committee names, and started matching Board Members and Club Members with the committees. Our Newsletter Editor, **Dick Oakes**, assisted me in giving the chart a professional look. He has assured me the Organizational Chart of the Gold Prospectors of the Rockies will be an insert in this edition of the newsletter. Please look at the chart so you will know who is in charge of what.

We have a need for a General Meeting Recorder (someone to take notes and pass them on to the Newsletter Editor) and a Library, History & Video Coordinator. You will also notice in the chart that Mr. Oakes has an abundance of committees on his hands. I am sure he would welcome some assistance. More information on these openings at the next Club meeting.

"Thank you" to Vice President **Jeff Mosteller** who has done some excellent work regarding the Club Trailer and the "Ken Barker Award." Look for more about this in his article. Jeff also has set up some panning demos for the near future--get ready to get involved and have some fun! He is also developing some rules and regulations about the panning demos that are necessary to ensure everyone's safety at the demos.

I will have the "Ken Barker Award" guidelines completed by next meeting. After Board approval, they will be published in the newsletter.

Pinie Conell will repeat the great outings she and Shawn put together last year. She has also indicated there are new outings in the works. Keep an eye on the GPR Events Calendar so you don't miss out.

There are many other things in the planning stages that members will find exciting. However, I don't want to spoil any surprises so I'll save some for future articles.

This is your club. Attend the meetings. Voice your opinion. Get involved.

Until next time: May the gold in your pan be worth the effort you put into finding it.

(Continued from VP's Corner, page 1)

sort of Ammunition and/or Blank rounds. This decision is to reduce the liability potential on the club and its members should someone get hurt because of our activities. We have also decided that Knives and Swords won't be accepted as well. Pocket knives are OK. If you have any questions concerning a firearm you want to add to your costume, please contact Gary or me.

Prop firearms can be bought over the Internet; just put the words "prop guns" in a search engine and watch a few thousand pages come up. I did it the easy way and went to the Territorial Trader on Olde Wadsworth Blvd. in Arvada, across the street and north of the Surplus Store. Tell the owner when you purchase anything there that you belong to the Gold Prospectors of the Rockies and he will give you a discount. I will, for a fee to cover cost of the brass and lead, make dummy rounds for your ammo belts.

On to the good stuff. We have set two panning demos into the 2004 calendar. The first demo will be on June 19th at The Bemis Public Library, 6014 S. Datura St., Littleton. Setup will be at 11:00 a.m. with the demo from 1:00 to 4:00 p.m. This will be an advertised event and we will need all the volunteers we can get, costumed or not. The second demo will be on July 10th, for The National Costumers Association Meeting at the DIA Holiday Inn, 15500 E. 40th Ave., Denver. Setup will be at 5:00 p.m. with the demo from 6:30 to 10:30 p.m. A sign-up sheet will be on the table at the February meeting for the Bemis event, please sign up. This is probably the single most important activity to which you can donate your time to our club and the hobby as a whole.

I think I also mentioned at the January meeting that we are in negotiations with the third largest costume store in the Denver metro area to obtain costuming for the club for the ten largest events that we do every year. These negotiations are going smoothly although slowly. I will keep everybody posted at the meetings and through the newsletter as to how this is going.

Notes from GPR Meetings of January 21, 2003

Board Meeting

by Gary Hawley, President

Roll Call

In Attendance: Gary Hawley, Jeff Mosteller, Sue Clover, Pinie Conell, Shawn Conell, Cindy Douthard, Hank Innerfeld, Allen Mershon, Terry Weatherly.

Quorum Present?

Yes.

Call to Order

The meeting was called to order at 6:10 p.m. by Gary Hawley.

Reading and Approval of Minutes

Read by Gary Hawley and approved as read.

Treasurer's Report

Accepted as read and available at tonight's general meeting.

Correspondence

Membership renewals and newsletters.

Committee Reports

Nine committee reports submitted by Dick Oakes, Coordinator.

Unfinished Business

Annual "Ken Barker Award." Gary Hawley. Through the efforts of Jeff Mosteller, we have permission to use the caricature of Ken created by Timothy J. Kirch. Jeff will have the caricature painted on the Club trailer soon. Gary will continue to work on the award plaque, using the caricature. Gary also is working on guidelines for selection of award recipients and presentation of the award next January.

Club Trommel. Allen Mershon. Ongoing.

Liability Insurance. Gary Hawley, Allen Mershon. Ongoing.

New Business

Welcome. Gary Hawley. A welcome was extended to new Officers and Board Members.

Snack Table. Gary Hawley. New guidelines for the snack table were presented.

Organizational Chart. Gary Hawley. Gary presented the new GPR Org Chart with the new structure involving Board Members.

Newsletter Articles. Gary Hawley. Gary requested that all Board Members write two articles per year for the newsletter.

Special Board Meeting. Gary Hawley. The Annual Special Board of Directors Meeting, as directed by the Colorado Nonprofit Clubs Act, will be held February 9, 2004, at 7:00 p.m..

Club Logo Items. Gary Hawley. The Board approved an expenditure of \$1,000.00 toward purchase of hats and other items with the GPR logo. Gary has some information and a contact company, provided by Shawn & Pinie Conell, and will discuss pricing, quantity, and delivery with the company.

Planned Outings

Colorado History Museum, January 24 2004, 1:00 p.m. Refer to the Events Calendar posted in *The Gold Nugget* for other events.

Announcements

Next Board Meetings: February 9, 2004, at 7:00 p.m. and February 21, 2004, at 6:00 p.m.

Next General Meeting: February 18, 2004, at 7:00 p.m.

Tonight's general meeting program: Rick Miska on trains.

Adjournment

Meeting stands adjourned at 6:55 p.m.

General Meeting

By Dick Oakes, General Meeting Recorder (Acting)

President Gary Hawley opened the meeting by having Bill Carr lead the assemblage in the Pledge of Allegiance to the Flag.

Gary explained the new GPR Organization Chart (see the supplement to this issue). He also talked about Jeff Mosteller's successful search to find the artist who did the drawing of Ken Barker to get permission to have it painted on our demonstrations trailer.

Dick Oakes reported that we had 126 members in good standing.

Donna Mosteller, reporting for Sue Clover, said that for the remainder of the year, we will be accepting cash and food donations at the snacks table each month, rather than having someone be responsible for bringing all that food themselves. Members who donate food dishes will not be remunerated, however.

Gary and Jeff said that they hope folks will "dress the part" when helping out with the panning demos. Attire from the period encompassing the 1860s to 1890s would be nice, but not required, as we are showing mining history that spans the ages right up to the

(Continued on page 8)

Where to Find Nuggets In Dredge Piles

Massive dredges scooped up material, ran it through a revolving sieve (called a trommel) with 3/4-inch holes and left miles of bucket-line dredge piles. Anything larger than 3/4 inches was stacked on the piles. Most of the gold was small and it was melted down into ingots. They didn't worry about those piles of wet, muddy rocks, and the clay robbed their sluice boxes of many of the nuggets. The nuggets would hit the tops of the piles and slide down the sides. Therefore, the largest nuggets ended up toward the bottom of the piles and not on top. You can scan over these piles to find gold!

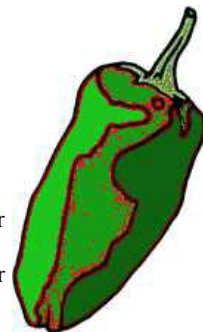
~Steve Cychosz

The Prospector's Kitchen

Ed Finney's Favorite Green Chili Recipe

2 lbs. cubed pork, browned in a Dutch oven
6 cans (4 oz. each) mild green chili's, chopped and drained
1 to 3 jalapeño peppers, seeded and chopped
3/4 cup flour
1 tsp garlic powder
2 tsp salt
7 cups water
1 cup tomato juice

Combine all ingredients in pot.
Bring to a boil then simmer uncovered for about 2 hours.
This recipe freezes well in plastic containers for future use.



Drawing Winners

By Kathy Hawley, Drawings Coordinator

Nugget Drawings

- 1.4 gram nugget..... Marten Swisher
- 1.2 gram nugget..... Sue Clover
- 1.2 gram nugget..... Don Fling
- 1.1 gram nugget..... Jeff Mosteller
- 1.0 gram nugget..... Don Tigas
- 0.9 gram nugget..... Rose Ann Knight
- 0.7 gram nugget..... Roy Lynch
- 0.6 gram nugget..... Ed Finney
- 0.6 gram nugget..... Kindra Solomon
- 0.5 gram nugget..... Wayne McCarroll
- 0.4 gram nugget..... Donovan Greene

Door Prize Drawings

- 0.4 gram nugget..... Joe Shubert
(Donated by **Randy Solomon**)
- Necklace and Earrings Set..... Gary Hawley**
(Created and donated by **Teena Swisher**)

** Quickly appropriated by Kathy Hawley, even though Gary was thinking about piercing his ear lobes!

More Color!

The CSU Writing Guide says, "Colors help you highlight key points and differentiate between concepts." Therefore, we've added more color to *The Gold Nugget*!

Of course, because your GPR newsletter is printed in shades of grey, you won't notice it that much on the issues you receive in the mail, but there is a marked difference between last year's and this year's issues on our web site.

Since July of 2003, we've been putting the *Nugget* on the web in Public Document Format (PDF). These files can be quite large, depending on the number and size of the photos and graphics used, but they hold true to the original document.

Hope you like the "newer look."

~ Editor

Snacks Needed Meeting Night

Please consider bringing some snacks to the meetings as the refreshments committee will only be bringing coffee, sodas, plates, plasticware, and such. I thank you and the other members thank you!

The Q&A

By Rick Miska, Q&A Coordinator

The **Question for January** was:

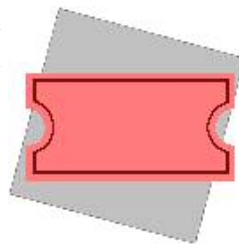
Q: Established in 1859, what saloon is the oldest continuously operated bar West of the Mississippi?

A: The Gold Pan is the oldest continuously operated saloon west of the Mississippi River and is located at the corner of Ski Hill and Main Street in Breckenridge, Colorado.

The **Question for February** is:

Q: At its peak, before being absorbed by Colorado's Central City and Black Hawk, Mountain City had a brewery. What was its name?

Members who submit the correct answer to this question at the next meeting will receive a red ticket for the nugget drawing.



February Birthdays



The following GPR members were born in February. Be sure to wish them Happy Birthday!

Andy Doll, Judy Hale, Diane Homola, Judy Horn, Jon Knight Jr., Rick LaCombe, and Andrew Pepe.

Born in February but your name isn't here? Contact the Editor!

Welcome New Members and Guests


By Dick Oakes, Membership Coordinator

No new members joined the club in the last month, but we did have several guests at our January 21st meeting.

First to sign in was **Wil Davis** of Conifer who found out about us on the Internet.

Following on Wil's heels were **Richard & Janice Mosteller**, the mother and father of our 2004 Vice President, **Jeff Mosteller**.

Thanks for coming to our meeting folks and hope you liked it enough to join us in the near future!



Food for Thought

By Donna Mosteller, Refreshments Coordinator

As usual we had a good meeting. Snacks were all gone. I thank **Kathy Hawley** for bringing in the "golden" chocolate coins and **Cindy Douthard** for all the popcorn. Both go with anything, they're even good together. Don't knock it till you've tried it. The sweet and salt tastes go very well together. Try chocolate covered potato chips for a different kind of snack. Don't laugh, there is a company back east (I saw it on the food network) that sells chocolate covered chips. We'll see everyone at the February meeting. Till then have a good one and be safe.



ADVERTISING

in *The Gold Nugget*

Commercial Ads

Business Card Size	\$ 6
Quarter-Page	\$ 12
Half-Page	\$ 24
Full-Page	\$ 48

Non-commercial Classifieds

Non-business Classifieds Free to GPR Members

Send ad copy to
goldnugget@phantomranch.net
 (deadline five days before the month of publication)
 For further info, see the GPR website

The Gold Nugget

This copyrighted newsletter is the official publication of the Gold Prospectors of the Rockies (GPR), PO Box 621988, Littleton, Colorado 80162-1988, a non-profit organization of professionally minded prospectors dedicated to gold prospecting.

Membership in the GPR is \$30 the first year and \$25 each subsequent year for an individual or family and includes a one-year subscription to *The Gold Nugget*, one name tag, and a membership card for each family member.

We meet at the Lloyd G. Clements Community Center, 1580 Yarrow St., Lakewood, Colorado, on the third Wednesday at 7:00 p.m. sharp to educate members about gold prospecting and gold prospecting rules, review old and new products, coordinate outings, participate in drawings for door prizes and nuggets, socialize with like-minded friendly folks, and promote the pursuit of gold.

Deadline for all newsletter submissions is five days before the month of publication. Single issues are \$3.00 per copy (postpaid).

Dick Oakes, Editor, goldnugget@phantomranch.net.

MEMBER CLASSIFIEDS

SMALL HOUSE FOR SALE

This 2-bedroom house in Bonanza, Colorado, has a large kitchen, storage room, wood stove for cooking, and an electric heater. There is, however, no water available. Prospecting and hunting are allowed. \$18,000 (Negotiable/Trade). Contact Teena Swisher, (303) 428-5696, Ext. 237 (Monday through Thursday, 7:00 a.m. to 4:30 p.m.)

TRAILER FOR SALE

Trailer made from a white half-ton Ford pickup bed (don't know year) with 15-inch tires and two-inch ball. \$125.00. Contact Rick Miska, (303) 404-2897, RichardM@imgold.com

SUPER DETECTOR FOR SALE

Minelab SD-2100 metal detector with 8", 11", and 15" Coils. Contact Ken Oyler for all the details. (303) 696-7230, (303) 523-8046, goldfinder2@comcast.net

BRECKENRIDGE! WANTED

Looking for a used copy of the 64-page paperback book *Breckenridge!* by Mary Ellen Gilliland. Contact Dick Oakes, (303) 683-3342, prospector@phantomranch.net



GPR GOLD PANNING DEMONSTRATIONS

Know an organization that might want us to set up a gold panning demonstration booth? Contact

Jeff Mosteller

(303) 202-9302 <> jefndona@comcast.net

For additional information and photos, see
<http://www.GoldProspectorsOfTheRockies.com/>

From the Library


By Dick Oakes

The Weekend Gold Miner, Gem Guides Book Co., Baldwin Park, Calif., 1968 [1991]

A.H. Ryan has this to say in the forward to his third edition of an interesting book for the weekend prospector and miner: "When the first edition of *The Weekend Gold Miner* was written, the price of gold was pegged at around thirty dollars a troy ounce. Today [1991] it is selling at more than a dozen times that amount. This adds a little zest to the hobby of hunting for gold. There is still gold waiting to be found. Of course, the high value of gold changes the picture for the weekender. Many locations that were once unclaimed or abandoned are now claimed or even being worked. So, you need to take more care to avoid trespass violations. Still, there are many places to work and gold to be found."

This 5.25" x 8.5" paperback has 79 pages chock full of good stuff for novice and seasoned prospector alike. The nine chapters are "20th Century Sourdoughs," "Where To Look," "What To Look For," "How To Get It Out," "Testing -- Testing," "Mining In The Desert," "So You Want To Do It Electronically?," "What To Do If You Strike It Rich," and "Ghost Towns and Lost Mines."

In the "Where to Look" chapter, locations detailed are California, Nevada, Arizona, Colorado, and South Dakota, and it includes maps. There also is a section about Beach Gold. The author includes a list of eight clues that summarize the information and drawings in "What to Look For." A good equipment list is under Basics in "How to Get It Out," along with sections on How to Pan Gold, Crevice-scrappers, Suction Pump, Final Steps, Amalgams, Sluices, and Rockers, along with Stream Prospecting. There is a list of the special requirements for "Mining In the Desert," and additional electronic gadgets to take with you when prospecting with a metal detector.



GOLD-N-DETECTORS
 A METAL DETECTING & PROSPECTING CENTER



(303) 278-6622
 802 Washington Ave.
 Golden, CO 80401
 E-mail: Bill@goldendetectors.com

"Denver area's award winning hobby store, where we do what we sell."

- Metal Detectors
- High Bankers
- Rock Tumblers
- Books
- Goldpans
- Dredges
- Rock Picks
- Accessories

Open 9-6 Monday through Saturday
VISA, MasterCard, Discover

Gold Nuggets from Around the World



Colorado Nuggets
 P.O. Box 964
 Evergreen, CO 80437-0964
 (303) 679-0475

E-mail:
sales@coloradonuggets.com
 Web:
www.coloradonuggets.com

VISA
 DISCOVER
 MASTERCARD
 AMERICAN EXPRESS

SUPPORT YOUR GPR ADVERTISERS

GOLD NUGGETS FOR SALE



Beautiful, Rugged, & Chunky Desert Nuggets

Contact Ken Oyler
(303) 523-8046
goldfinder2@comcast.net

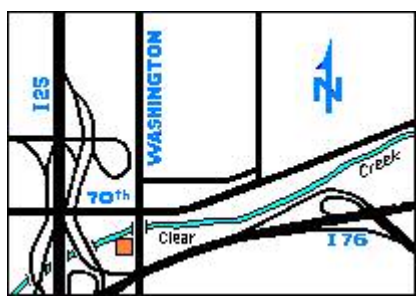
Randy's Goldsmithing
 Kersey, Colorado



Phone: (970) 396-3810
 E-mail: goldpnr@juno.com

Fine Australian Gold Nuggets and gold nugget jewelry

TYMKOVICH MEATS



Established 1952
 6911 N. Washington St.,
 Denver, CO 80229
 (303) 288-8655

Open Wed-Sat
 9:30 to 5:30
 (Closed Sun-Tue)

FOR ALL YOUR EMBROIDERY NEEDS CALL
Rose Ann

J.R.'s EMBROIDERY
 12341 RIVERDALE RD., BRIGHTON, CO
 (303) 252-1759

We specialize in Names, Monograms, Patches
 Home Made Embroidered Quilts
 Company Logos, Stained Glass


Whether you are looking for a **New Home**,
 Selling your **Old Home**, or
 Looking for **Investment Property**, contact

Jon Knight
 Home Real Estate
 (720) 231-3443 or
 (720) 217-6023
 Website:
KnightsRealEstate.com

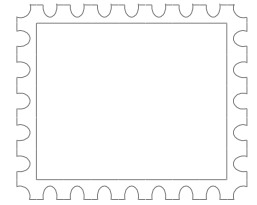


A marvelous transformation occurred in the mining industry when Dr. Alfred Bernhard Nobel created dynamite in 1866. Dr. Nobel (of Nobel Prize fame) had also discovered nitro-glycerin. Dynamite, known then as "giant," first appeared in Clear Creek County in 1870. A Whitecross miner once stored blasting powder in an extra coffeepot. One morning, while still sleepy-eyed, he mistakenly placed the wrong pot on his stove.

~Dave Southworth



The Gold Nugget
GOLD PROSPECTORS OF THE ROCKIES
 PO Box 621988
 Littleton, CO 80162-1988




DATED MATERIAL

Please check the **date** on your label to see the last month you may renew your GPR membership and continue your subscription to *The Gold Nugget* without interruption. Thanks, and happy prospecting!

- Renew today Last newsletter

FIRST CLASS



Treasure Quotes

There comes a time in every rightly constructed boy's life when he has a raging desire to go somewhere and dig for hidden treasure.

~Mark Twain

Forget any ideas about lost cities, exotic travel, and digging up the world . . . we do not follow maps to buried treasure and X never ever marks the spot.

~Indiana Jones, *Indiana Jones and the Last Crusade*: 1989

(Continued from General Meeting, page 4)

present! We are being asked, however, not to wear firearms that can fire live ammo (or even western blanks), nor blades of any kind (knives, hatchets, etc.). A question from the floor was asked about razors and Gary said only if they were electric! Jeff has put together some stage bullets (no powder, no primer) that can be used for gun belts. Jeff is planning on a two-person panning demo for a costume convention in Colorado at the DIA Holiday Inn. He also is negotiating with the largest costumer in Colorado to obtain club discounts on period apparel. He will have more info at the February meeting.

Shawn Conell has lined up a vendor who can make our new hats, shirts, badges, etc. Gary showed an example of the excellent embroidery work on the hats that the Rocky Mountain Prospectors and Treasure Hunters (RMPH) of Fort Collins have had made from the same source.

The evening's presentation was the first half of a video on the Durango & Silverton Narrow Gauge Railroad. The remainder of the tape will be presented at the February meeting. It was pointed out that if you are going to ride the D&SNGRR, you should take along sun glasses, preferably the wrap-around style, or better yet, goggles! The cinders sent back from the engine can be extremely irritating to the eyes, especially if you are riding in one of the open cars! Rick has been so taken with this great American railroad that he is collecting the engines, cars, track, and other paraphernalia to create a scale model of the D&SNGRR in his back yard! He is also contemplating a summer club outing to ride the train!

Gary mentioned that the area at 70th and Washington may still be prospected and placer mined, but only south of the midline of Clear Creek the width of the Tymkovich Meats property (see their ad on page 7). GPR members (only) may park in the Tymkovich parking lot to access the creek. We may not climb the fence from the parking lot, but must go back through the gate to access the creek. The Tymkovich family has generously been leaving their parking lot gates open to allow us to park there, so please respect their property rights--clean up before and after your prospecting experience and fill the holes you dig.

Because I am still chair of seven committees during 2004, I've had to let a couple others go, even though it's hard for me to "just say no." Therefore, I've given up the Library/History/Video committee, as well as being Recorder for the General Meetings. Those positions still need to be filled--won't you consider volunteering for one of these tasks? See the Standard Operating Procedures or ask Gary or me, if you have any questions or reservations about what the committee coordinators for these positions actually do during the year. Thanks! ~Dick