



How to Boresight Your Detector Hit the Bullseye!

By Ken Richards

The Prez Sez

By Gary Hawley, President

Greetings to all Gold Prospectors of the Rockies members!



This is an interesting time of year for gold prospecting! Temperatures can jump from hot to cold in a matter of minutes. If you are out in the elements, remember to "layer" your clothing so you can make adjustments as the temperature changes. Also, be aware of spring time snow storms. They can come in fast, bring lots of moisture and cause driving problems in a short period of time. Be careful out there!

Here are some of the Club business items you need to know about:

The Bylaws and Standard Operating Procedures have been updated and approved by the Board. Thanks to the Board members and **Dick Oakes** for completing this project. This updating is something that needs to be done on a regular basis just to keep current with the times.

Last October I directed having the caricature of **Ken Barker** placed on the Club trailer as a memorial to him and his involvement in this club. I am pleased to announce that, by the May meeting, the caricatures will be in place.

Club trailer: **Donna & Jeff Mosteller** have found a way to insure the trailer for a very decent price. They have been searching for several months and had run-arounds, promises, high-priced quotes, and even rejections. My thanks to them for keeping on target and getting the job done.

(Continued on page 8)

Coinshooters have a lot in common with the Caribbean island hunters who go after the yaguasa duck. This peculiar bird flies only at night, and whistles rather than quacks. Because the hunters can't see the target, they fire at the whistle. Sometimes they're lucky. A skilled hunter prides himself on needing only one shot per flock. (Trained dogs retrieve the ducks; this takes a comparable skill in target location on the part of the retrievers, as well as the ability to navigate while swimming.)

Treasure hunters can identify with these hunters because we understand the difficulty of tracking an invisible target strictly by sound; fortunately for us though, we can try again on the same target if we miss. As our skill improves, however, we develop the veteran hunter's appreciation for elegance. There's gratification

(Continued on page 2)

VP's Corner

By Jeff Mosteller, Vice President

Okay, club members, here we are again!



I think I need to clarify some information about the Scully costume order. I have a second set of catalogs that will be available at the May meeting. If you want to order something from the catalogs, write down the item number and price for each. When the total orders reach \$1,000, I will send in the order. Can't

(Continued on page 6)

More Nuggets Inside



Events Calendar	3
Mining Museum Outing Review	3
Metal Detecting Coinhunt / Gold Panning Outing.....	3
GPR Board and General Meeting Notes	4
GPR Cache is On Its Way.....	4
Drawing Winners	5
The Q&A	5
May Birthdays	5
From the Ledger	5
Welcome New Members and Guests	5
Food for Thought.....	5
Advertising and Classifieds	6-7

Join Us on the Third Wednesday!

Lloyd G. Clements Community Center

1580 Yarrow St., Lakewood, Colorado

(One block west of Wadsworth, then one block north of Colfax)

7:00 p.m. (Board Meeting at 6:00 p.m.)

Information: (303) 933-1147

Website: <http://www.GoldProspectorsOfTheRockies.com/>

(Continued from How to Boresight Your Detector, page 1)

in being able to pinpoint the coin's location, estimate the depth correctly, remove no more soil than is absolutely necessary, and bring the coin out of the ground unscathed. It's a real challenge to produce the neat and smooth retrieval that is the hallmark of an expert.

Sometimes, though, through no fault of our own, our efforts to localize a buried coin seem doomed. We dig where the sound appears to be surfacing, and find nothing. After we probe a few feet of sod, the coin pops into view several inches over from where it should have been.

One reason for this lack of accuracy can stem from an unwarranted faith we might have in our detector. It's only natural to assume that the most sensitive spot on the search coil is dead center. After all, isn't that where the electrical field is most dense? Doesn't the instruction book say that?

Yes, the electrical field is densest at its center. On some machines this electrical center does not coincide, unfortunately, with the physical center of the search coil. The lack of coincidence is less likely to occur on modern quality detector coils than on those of older, cheaper, or abused detectors. Designers of the better contemporary machines consider this problem and compensate for such disparity. The transmit and receive coils are accurately aligned, then are potted in epoxy plastic for stability. Nevertheless, even with these high-caliber metal detectors, improper handling can disrupt the shape and position of the coils. For example, storing a detector, for long periods, in the trunk of a car on hot summer days can cause irreversible thermal expansion that distorts the coil and its mount permanently. Naturally, if you have a used machine, you probably wouldn't even know how it was handled by its previous owner.

It's advisable, therefore, to determine the location of the actual center of the electrical field, and to mark it on the surface of the coil. The test to confirm this location is simple, takes only a few minutes, and will pay for itself the next time the detector is used, and hundreds of times afterward in the field.

The idea is to check the response of your detector to a "good" target that produces a feeble enough signal to generate only a weak audio "bleep" from a single spot on the coil. A dime is a suitable target; it's the smallest coin, and most detectors respond well to it. In fact, they usually respond too well, so it is necessary to dampen the response (moreover make it more realistic) by burying the coin. Along with burying the coin, it is also usually imperative to reduce the volume of the detection signal to a minimum-discernible level.

To begin with, bury the coin in your lawn or in a field under about two inches of soil. To mark the coil's center (and to avoid losing the coin), place a straw, cut to protrude about an inch through the soil, directly over its center, then cover the coin with soil. As you scan over the coin, the straw will point to the electrical center of the search coil's field when you hear the "bleep." Keep a small piece of paper masking tape (about dime size) handy to mark the proper spot when you find it.

Lower the signal volume via the volume control on the detector, or the control(s) on your headphones, until you can just hear the response to the buried dime as you scan over the area. If your detector doesn't have a volume control, and if you don't normally use phones with volume control(s), raise the detector several inches, and scan from the height that attenuates the signal enough to result in the required low "bleep."

When you are satisfied that you have isolated the sensitive spot on the bottom of the search coil, place your finger on it, then flag it with the paper tape. (The spot you identify may actually be dead-center or close enough to center to satisfy you; if so, the test is over, and you needn't proceed any further. Your coil alignment can then be considered satisfactory.)

On the top of the search coil, directly opposite the paper tape, place an identifying dot. This dot can be made with a permanent laundry marker, with a dab of brightly colored artists' acrylic paint (allow it to dry for 30 minutes), or by pressing on a small piece of self-adhesive plastic (for example, one of those red dots they sell at stationery stores for color coding folders or sealing envelopes).

Try scanning for the dime in the normal manner, and see if your results aren't more accurate than they have been previously; chances are that they will. Then, for a more rigorous test, have someone bury the coin elsewhere, without the protruding straw. Select an assistant proficient enough to do this without leaving an obvious trace in the sod. When you detect the dime, dig it up, and see how close you came. It may be necessary to repeat the test until you are completely satisfied that you have isolated the proper point on your coil.

If your detector has a coil with an open-center, cover the bottom of the coil with a sheet of paper before the test, and tack the paper in place temporarily with masking tape or cellophane tape. Then perform the checks described above. When you are satisfied that you have located the center of the electrical field, devise some method to mark the spot on the coil's top. If the spot is off far enough to be on the solid portion of the coil (this is not likely), identify it by the same method used for a covered-core coil. If, however, the sensitive point is in the open area of the coil (more likely), devise some kind of device that indicates where it is situated.

One such device could be a thin pointer cut out of hard plastic and cemented at its far end to the coil housing. The tip of this pointer would be positioned so that it points to the proper location in the coil opening. Other methods include a narrow piece of transparent acrylic plastic that bridges the opening. Cross hairs can be marked on this plastic at the proper point with waterproof India ink. Suitable cross hairs can also be created, without the plastic, by cementing two lengths of nylon monofilament fishing leader or dental floss to the coil housing with silicone rubber sealant, so that they cross, at 90-degrees, at the appropriate spot. (The 90-degree angle isn't mandatory, but if you use it, it also will allow you to cross scan when checking the general location of the coin before you attempt to pinpoint.)

The boresighting task is much simpler if your detector has a pinpointing capability. The pinpoint function detunes the coil so that its sensitivity is narrowed enough to produce the needed "bleep." Better detectors also provide a non-motion all-metal mode when the pinpoint button, switch, or touchpad is depressed.

To perform the alignment in pinpoint mode, begin by carefully reading your operator's manual to be sure that you understand how to use this mode. Then, do the alignment as described above, but operate the Pinpoint momentary-contact control instead of reducing signal volume. When you are satisfied that you have located the electrical center of your search coil, identify the spot as described.

Your ability to hit your target with one shot should improve dramatically.

SOURCES:

- *ARRL Handbook*. American Radio Relay League, Inc.
- Johnson, Richard and Henry Jasik. *Antenna Engineering Handbook*. McGraw Hill. 1984
- Saverskie, Peter. *Radio Propagation Handbook*. Tab Books, Inc. 1980

From page 26 of the January issue of Treasure Facts magazine. Copyright © 1996, 2000 Lost Treasure, Inc. Used with permission of Lost Treasure, Inc. Submitted to The Gold Nugget by GPR member Don Ditzler.

GPR Events Calendar

Month	Date(s)	Time(s)	Activity	Information	Presenter/Coordinator(s)
May	1-2	10:00 a.m. -5:00 p.m.	Event	GPAA Gold & Treasure Show, National Western Complex, Hall of Education 2 South, 4655 Humbolt St, Denver	
	19	7:00 p.m.	Meeting	Presentation: Prospecting Colorado with Metal Detectors	Chapman, Godat, Stiver
	22	10:00 a.m.	Outing	Annual Metal Detecting/Coin Hunt. Members only. Need volunteers at 8:00 a.m. for cleanup--no volunteers, no hunt.	Shawn & Pinie Conell
Jun	5	11:00 a.m. -4:00 p.m.	Panning Demo	Gregory Day, Visitors Center, Main Street, Central City, (800) 542-2999	Jeff Mosteller
	12-13		Panning Demo	Arvada Gold Strike Festival, Olde Town Arvada	Jeff Mosteller
	16	7:00 p.m.	Meeting	Presentation:	
	19	11:00 a.m.	Panning Demo	Bemis Public Library, 6014 S. Datura St., Littleton	Jeff Mosteller
	20	11:00 a.m. -4:00 p.m.	Panning Demo	UNCONFIRMED Lou Bunch Days, Visitors Center, Main Street, Central City (Demo Sunday only, if scheduled.)	Jeff Mosteller
	25-27		Panning Demo	Rocky Mountain Miners Rally, Argo Mine, Idaho Springs. Panning demos all three days.	Jeff Mosteller

All GPR meeting presentations and trip activities are subject to change. Non-club prospecting-related events may be included for your information. Members attending any trip activities are asked to **be sure to sign up or contact the event coordinator prior to the activity to allow planning for an estimated number of people** and so attendees may be contacted in the event of any change, cancellation, or rescheduling.

Mining Museum Outing Review

by Shawn Conell

It was a beautiful day, lots of sunshine, and the snow had melted just in time on Saturday to make it a perfect day for an outing.



Members in attendance were (left to right) Joe Johnston, Donna Mosteller, Jeff Mosteller, DJ Janssen, Don Greene, Pinie Conell, Gary Hawley, Kathy Hawley, and Larry Boyes. Not shown: Shawn Conell (photographer).

The guided tour was cancelled because of a scheduling problem, so we did a self-guided tour of the museum, inside and out (we even got an entrance price break!). Before we all went inside, we had a nice "tailgate" picnic lunch. During the tour of all the neat mining relics, we came upon the modern prospecting exhibit with several wall posters explaining different methods of gold recovery. The last poster had a familiar picture of a wire gold "Bird's Nest" that was found by GPR member **Larry Boyes** (see photo), who was unaware the display was at the museum. It also was a surprise to museum employees to know Larry was there that day. I guess you might say he is more famous than he knew. It is too bad that we only had ten members in

attendance at this outing. I personally think those members who didn't attend missed a great outing. If you have never been to the Western Museum of Mining and Industry, you don't know what you are missing. See you in the stream!



Larry Boyes stands next to the poster showing his wire gold find.

Metal Detecting Coinhunt / Gold Panning Outing Set for May 22

The Gold Prospectors of the Rockies Second Annual Metal Detecting Coinhunt / Gold Panning Outing is set by **Shawn & Pinie Conell** to be held on May 22nd at 10:00 a.m. but you are asked to arrive at 8:00 a.m. for site clean up, 'cause if you don't, there will be no hunt! To help you get there on time, however, **Dick & Carol Oakes** have volunteered to bring Krispy Kreme donuts, but only for those who help with the cleanup! Coffee will be provided by **Donna & Jeff Mosteller**.

The Panning is open to all. The metal detecting portion of this outing, on the other hand, is for Members Only--guests are welcome to "spectate," but to participate in the Coinhunt detectorists **MUST** be current (paid-up) GPR members (the Coinhunt is free to members). **Hank Innerfeld** plans to host a dowsing class after the hunt.

Notes from GPR Meetings of April 21, 2004

Board Meeting

by Gary Hawley, President

Roll Call

In Attendance: Gary Hawley, Jeff Mosteller, Kathy Hawley, Sue Clover, Pinie Conell, Shawn Conell, Hank Innerfeld, Allen Mershon, Joe Shubert, Terry Weatherly.

Quorum Present?

Yes.

Call to Order

The meeting was called to order at 6:15 p.m. by Gary Hawley.

Reading and Approval of Minutes

Read by Gary Hawley and approved as corrected.

Treasurer's Report

Accepted as read and available at tonight's general meeting.

Correspondence

Newsletter from R.M.P.T.H., membership renewals, ads.

Committee Reports

The following committee reports were submitted: Drawings, Outings, Library H&V, Monthly Q&A, Panning Demos, Prospecting, Refreshments, Speakers, Bylaws, S.O.P., Membership, Newsletter, Website, Publicity, and Advertising.

Unfinished Business

Club Trommel. Allen Mershon. Ongoing.

Liability Insurance. Gary Hawley, Allen Mershon. Ongoing.

Discount Store Membership. Donna Mosteller. Finalized.

S.O.P. Gary Hawley, Dick Oakes. Finalized.

Demo "Gold Cards." LeRoy Lamgo. 1,000 cards completed with gold attached so far (we have a total of 5,000 new cards).

Club Logo. Gary Hawley. Caps, shirts, and patches available.

Metal Detector Hunt. Shawn & Pinie Conell. All on schedule for May 22. Dick & Carol Oakes will bring Krispy Kremes; Jeff & Donna Mosteller will bring coffee. These goodies only available to members who arrive at hunt site at 8:00 a.m. to help with cleanup of site.

New Business

Liability Insurance. Hank Innerfeld will attend a Colorado Association of Nonprofit Organizations (C.A.N.P.O.) meeting to obtain filing for non-profit status information.

New Business

Club Trailer Registration and Insurance. Gary Hawley. The trailer is now registered in two names: Gold Prospectors of the Rockies, with Gary Hawley as signee, and Jeff Mosteller to allow them to have "cross-over" insurance from their personal vehicles. This process has taken some time to finalize and the Mostellers have done a great job getting us to this point.

Planned Outings

See "GPR Events Calendar" in the newsletter and on the website.

Announcements

Next Board Meeting: May 19, 2004, at 6:00 p.m.

Next General Meeting: May 19, 2004, at 7:00 p.m.

Tonight's general meeting program: Glenn "Tumbleweed" Godat and Bill "Buckwheat" Stiver of Pushbutton Prospecting will guide members through a metal detecting tutorial with their presentation "Looking for Gold."

Adjournment

Meeting stands adjourned at 6:55 p.m.



General Meeting

By Carol and Dick Oakes

President Gary Hawley opened the meeting by having Dakota Keyser lead the members in the Pledge of Allegiance to the Flag.

Jeff Mosteller asked for someone to take General Meeting notes for the remainder of the year. He said that Sue Clover would be handling the Library table. Members of the newly revived Claims Committee were to meet with Jeff. Jeff said that coffee and Krispy Kremes would be available at 8:00 a.m. at the May 22 outing (see story), that the club now had a portable outhouse for outings, that the demo trailer had been licensed and insured, that the schedule of demos (for which he requested help) would be out at May meeting, and that he needed many more panning demo clothing orders from the costume catalogs before he could place our order. Hank Innerfeld said he'd give a brief dowsing class after the coin hunt and made an announcement about the Mile High Dowsing Club (see classifieds).

Gary reported that Dick Oakes had started a Prospecting Buddies list and asked folks to sign up to go prospecting with other club members. There is no rock collecting on Clear Creek in the Jefferson Open Space, but shoveling, panning, and highbanking, and dredging with up to a 4-inch nozzle are allowed, but watch for a 2-hour parking limit on Clear Creek. There is no motorized prospecting allowed at the Tymkovich Meats property. LeRoy Lamgo taped gold to hundreds of the club's gold cards!

Gary showed samples of club items for sale with the new logo.

Rick Miska read the question of the month and later gave out tickets for correct answers.

Pinie Conell invited club members to join her and Shawn on the Mining Museum outing in Colorado Springs on April 24 (see story).

Glenn Godat and Bill Stiver talked about how they recently have found Colorado gold with metal detectors. Although they began prospecting in 1967 with shovels, picks, pans, sluices, highbankers, dredges, and the like, Glenn and Bill now only use dedicated gold detectors, such as White's GM-2, GM-3, GM-4/B, and GMT units (they also use hand-held bullseye detectors around objects, such as bushes). With gold detectors, the sound in your headphones doesn't lie. If you get a bang-bang, it's probably iron waste or trash. But if you get a zip, zip, dig it, as it's likely to be brass, lead, or even gold! The pair have found many nuggets, including 21 ounces from one hotspot alone. Some of their more beautiful finds have been worth anywhere from three to twenty times the spot value of gold. Early in his detector prospecting, Bill dug a good-sounding target with a pick and he found it. Unfortunately, it was a piece of wire gold about the size of a tea cup, and he'd smashed it into several pieces. He doesn't use a pick that way any more! Glenn said that it is important for anyone prospecting with metal detectors to remember to take along a sturdy shovel, a large handbag with shoulder strap (you know, one of those bottomless pits), a plastic scoop, and extra batteries. (Note: For May's presentation, Bill Chapman joins Glenn and Bill--don't miss it!)

The "GPR Cache" is On Its Way!

Shawn & Pinie Conell say we're still on target (so to speak) with a treasure hunt for GPR members! A treasure worth upwards of \$150 will be secreted somewhere around the Denver metro area.

After finalization, Shawn & Pinie will post the GPR Cache rules and regulations at upcoming meetings.

Clues will be available ONLY at GPR general meetings (not in the newsletter or on the website). Stay tuned for details.

Drawing Winners

By Kathy Hawley, Drawings Coordinator

Nugget Drawings

2.7 gram nugget.....	Jay Nunn
1.5 gram nugget.....	Dick Oakes
1.2 gram nugget.....	Peg Brozek
1.1 gram nugget.....	Sue Clover
0.9 gram nugget.....	Bill Carr
0.9 gram nugget.....	Carol Oakes
0.8 gram nugget.....	Bill Stiver
0.7 gram nugget.....	Jay Nunn
0.7 gram nugget.....	Kindra Solomon
0.6 gram nugget.....	Pinie Conell
0.6 gram nugget.....	Jay Nunn
0.5 gram nugget.....	Randy Solomon

Door Prize Drawings

0.3 gram nugget.....	Larry Weinau
(Donated by Randy Solomon)	
20. Double Gold Eagle.....	Joe Shubert
(Donated by LeRoy Lamgo)	

The Q&A

By Rick Miska, Q&A Coordinator

The **Question for April** was:

Q: What two mining towns are buried deep in the tailings of the Climax Molybdenum mine?

A: Robinson and Kokomo

Source: *Summit: A Gold Rush History of Summit County, Colorado* by Mary Ellen Gilliland, Softcover, 336 pp., Alpenrose Press, 1980, Page 250.

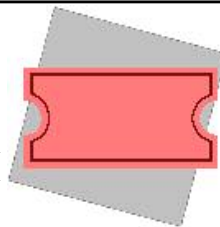
The **Question for May** is:

Q: What "Prim and Proper" Colorado town, having no saloons and boasting a well stocked library, claims to be the site of Colorado's first silver strike in 1863?

(Google search: "colorado's first silver" 1863)

Members who submit a correct answer to this question at the next meeting will receive a ticket for the nugget drawing.

Incidentally, the source for the March Q&A was *Summit: A Gold Rush History of Summit County, Colorado* by Mary Ellen Gilliland, Softcover, 336 pp., Alpenrose Press, 1980, Page 235.



May Birthdays

The following GPR members were born in May. Be sure to wish them Happy Birthday! **Charles Clover, Milt Collum, Shawn Conell, Don Ditzler, Nora Dorn, Mark Glendenning, Phillip Keyser, Adam Lanham, Donna Mosteller, Robert Newmayer, Donna Salsbery, Tom Schneider, Basil Stewart, Melvin VanDenburgh, and Mike Weidmann.** *Born in May but you're name isn't here? Contact the Editor!*

Welcome New Members and Guests

By Dick Oakes, Membership Coordinator

Family members joining the GPR in April were **Jerry Anderson, Paul & Denise Blankenheim, Peg Brozek, Milt & Marge Collum, Bill Duncanson, Ian Duncanson, Dakota Keyser, Phillip Keyser, Ryan Lamberecht, Bob Ryan, Chris Ryan, Bob & Donna Salsbery, and David Schroth.** Our thanks to **Bill Chapman** at Gold-N-Detectors for several referrals!

Our April guests included **Glenn Godat** and **Bill Stiver** (our presenters for the evening).

We also welcome back former GPR member **Alan Hamaker.**

From the Ledger

of Kathy Hawley, Treasurer/Secretary

I thank the following people for donations for the April door prize drawings: **Randy Solomon** -- gold nugget, **LeRoy Lamgo** -- \$20.00 replica gold coin.

I also thank **Chuck Cown** for his continued help with ticket sales. I couldn't keep up with the sales without his help. **Donna Mosteller** was also a great help with the sale of the new logo items. Thank you, Donna. Ticket sales were brisk again at the April meeting. We still have some gold from Anvil Creek, Nome, Alaska, to be given away at the May meeting. Approximately 13.0 grams will be given away to lucky ticket holders. We will have a *2.3 gram nugget* and three additional nuggets that are at least *1 gram each!*

So like I always say, come prepared to buy some extra tickets and

Good Luck!

CORRECTION

The telephone number for Hank Innerfeld as Board Member on last month's Contact List is correct. Please change the one listed for him as Dowsing Coordinator, which is incorrect, to match that one.

~Editor

Food for Thought

By Donna Mosteller, Refreshments Coordinator

Thank you to **Hank Innerfeld** for the banana bread and **LeRoy Lamgo** for the Boston cream and cherry pie. And thank you both for letting me know ahead of time so I knew what I needed to bring to accommodate for proper serving.

I have some "Food for Thought." Here is an authentic recipe from Sir John Wentworth. He graduated from Harvard College in 1755 and was the Colonial governor of New Hampshire from 1767 to 1775. If you don't understand his writing and you want the "translation" to modern times, let me know. I got this from a book called "The Early American Cookbook" by Dr. Kristie Lynn and Robert W. Pelton which I purchased at the Four Mile History Park. Someone might get a kick out of it.

Sir John Wentworth's Colonial Onion Soup

"Cut a plate full of thin slices of Bread, and sett them before ye fire to Crisp. Then cutt about half a Dozen of Midle Size Onions into bits, boyle half a pound of Butter Stiring it well till it be very red and have done frothing and then put ye Onions to it, and boyle them till they begin to turn Blackish, Still stiring of them, to this put about 2 quarts of water, and thicken it with 2 yolks of Eggs, then break ye Bread into small pieces and put it in with Some Spice and a little Salt, when it is ready pour in some Lemon Juce, or a Spoonfull or two of Vinegar if ye like it."

Interesting how they wrote back then. Till next time . . .

Donna

ADVERTISING

in *The Gold Nugget*

Commercial Ads

Business Card Size	\$ 6
Quarter-Page	\$ 12
Half-Page	\$ 24
Full-Page	\$ 48

Pay for 11 months, get the 12th month free!

Non-commercial Classifieds

Non-business Classifieds Free to GPR Members

Send ad copy to

goldnugget@phantomranch.net

(deadline five days before the month of publication)

For further info, see the GPR website

The Gold Nugget

This copyrighted newsletter is the official publication of the Gold Prospectors of the Rockies (GPR), PO Box 621988, Littleton, Colorado 80162-1988, a non-profit organization of families dedicated to gold prospecting.

Membership in the GPR is \$40 the first year and \$30 each subsequent year for an individual or family and includes a one-year subscription to *The Gold Nugget*, one name tag, and membership cards for all family members. Additional badges may be purchased.

We meet at the Lloyd G. Clements Community Center, 1580 Yarrow St., Lakewood, Colorado, on the third Wednesday at 7:00 p.m. sharp to educate members about gold prospecting and gold prospecting rules, review old and new products, coordinate outings, participate in drawings for door prizes and nuggets, socialize with like-minded friendly folks, and promote the pursuit of gold.

Deadline for all newsletter submissions is five days before the month of publication. Single issues are \$3.00 per copy (postpaid).

Dick Oakes, Editor, goldnugget@phantomranch.net.

MEMBER CLASSIFIEDS

SMALL HOUSE FOR SALE

This 2-bedroom house in Bonanza, Colorado, has a large kitchen, storage room, wood stove for cooking, and an electric heater. There is, however, no water available. Prospecting and hunting are allowed. \$18,000 (Negotiable/Trade). Contact Teena Swisher, (303) 428-5696, Ext. 237, Monday through Thursday, 7:00 a.m. to 4:30 p.m.

MILE HIGH DOWSERS CLUB MEETING

chapter of The American Society of Dowsers. Meets first Thursday, 7:30 p.m., Clements Comm. Center, 1580 Yarrow St., Mark Starr Bldg., Lakewood. Dowsing practice at 7:00 p.m. (303) 962-6565. \$5

TRAILER FOR SALE

Trailer made from a white half-ton Ford pickup bed (don't know year) with 15-inch tires and two-inch hitch-ball. \$125.00. Contact Rick Mika, (303) 404-2897, RichardM@imrgold.com

2 GOLD MINING CLAIMS FOR SALE

Each is 10 acres on Beaver Creek below Beaver Creek Park, good access road, mineral rights only (on USFS land), "Golden Bridge" claim #251958. \$1,000 each or \$1,600 for both or trade for a really good 4WD 3/4-ton pickup. Alan Hamaker, (303) 579-7978 or (303) 582-1771 Ext. 7259

2 GOLD MINING PROPERTIES FOR SALE

"Two Sisters" - 1.57 acres and "Clara Maria" - 1.65 acres, Central City. Property owned, therefore all land, mineral, and water rights included. Power poles 10 ft. away. Alan Hamaker, (303) 579-7978 or (303) 582-1771 Ext. 7259

THREE-WHEEL SCOOTER FOR SALE

Shuttle Personal Transport System, 3-wheel mobility scooter, good condition, \$950. Contact Rose Ann or Jon Knight, (303) 450-0580 or (303) 252-1759

SPEEDAIRE COMPRESSOR FOR SALE

New Speedaire Compressor, 3PH-5HP, 80-gal tank, upright. Current model price is \$1,788, will sell now for \$950. Contact Rose Ann or Jon Knight, (303) 450-0580 or (303) 252-1759

MINELAB DETECTOR FOR SALE

Minelab SD-2100 metal detector with 8", 11", and 15" Coils. Contact Ken Oyler for all the details. (303) 696-7230, (303) 523-8046, goldfinder2@comcast.net

WANTED: INSULATED STOVE PIPE

Need an insulated stove pipe, either 7 or 8 inches in diameter, with ceiling brace and cap. Call Marten Swisher, (303) 450-6152

1989 DODGE CARAVAN FOR SALE

Purple, 6 cyl, 2.9 ltr, front wheel dr, ~175,000 mi., runs well, good cond, new tires, middle seats removable. \$2,800 or trade for really good 4WD, 3/4-ton, std pickup. Alan Hamaker, (303) 579-7978 or (303) 582-1771 Ext. 7259

SCOTTS RIDING MOWER FOR SALE

Scotts Riding Mower, heavy duty, 48" deck, 20 HP, \$750. Contact Rose Ann or Jon Knight, (303) 450-0580 or (303) 252-1759

(Continued from V.P.'s Corner, page 1)

send it in before that.

I'm getting excited about the metal detecting outing May 22. I'm as excited about the new 5-star Port-A-Potty as I am about the metal detecting. Come to the outing and see what I'm talking about.

I know Gary usually talks about the weather but I have noticed something to warn you about: Spring runoff. It has started. Keep an eye on the water level if you are working a stream in the mountains . . . especially Clear Creek. Warm weather at this time of year can cause a stream to rise several feet in a very short time. This could be bad news for you and your equipment, if you are not ready to move rapidly.

I will have sign up sheets for June events at the May meeting. I will need volunteers to handle all the fun places we have planned on for panning

GOLD-N-DETECTORS
 A METAL DETECTING & PROSPECTING CENTER



(303) 278-6622
 802 Washington Ave.
 Golden, CO 80401
 E-mail: Bill@goldendetectors.com

“Denver area’s award winning hobby store, where we do what we sell.”

- Metal Detectors
- High Bankers
- Rock Tumblers
- Books
- Goldpans
- Dredges
- Rock Picks
- Accessories

Open 9-6 Monday through Saturday
VISA, MasterCard, Discover

Gold Nuggets from Around the World



Colorado Nuggets
 P.O. Box 964
 Evergreen, CO 80437-0964
 (303) 679-0475

E-mail: sales@coloradonuggets.com
 Web: www.coloradonuggets.com

VISA
 DISCOVER
 MASTERCARD
 AMERICAN EXPRESS

SUPPORT YOUR GPR ADVERTISERS

GOLD NUGGETS FOR SALE

Beautiful, Rugged, & Chunky Desert Nuggets



Contact Ken Oyler
(303) 523-8046
 goldfinder2@comcast.net

Randy’s Goldsmithing
 Kersey, Colorado



Phone: (970) 396-3810
 E-mail: goldpnr@juno.com

Fine Australian Gold Nuggets and gold nugget jewelry



ARAPAHOE COIN & STAMP CO.

Rod Haenni
 rhaenni@comcast.net

1216 W. Littleton Blvd. (303) 797-0466
 Littleton, Colorado 80120 fax (720) 283-2803

FOR ALL YOUR EMBROIDERY NEEDS CALL Rose Ann

J.R.’s EMBROIDERY
 12341 Riverdale Rd., Brighton, CO 80602
(303) 252-1759


We specialize in Names, Monograms, Patches
 Home Made Embroidered Quilts
Company Logos, Stained Glass

Whether you are looking for a **New Home**,
 Selling your **Old Home**, or
 Looking for **Investment Property**, contact

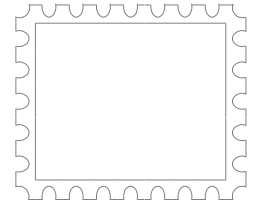
Jon Knight
 Home Real Estate
 (720) 231-3443 or
 (720) 217-6023
 Website: **KnightsRealEstate.com**



(Continued from V.P.’s Corner, page 6)
 demos. Keep in mind that you do not have to wear an old mining costume to participate in the demos. Some of us have costumes and we have a lot of fun representing 1860-1900 miners. However, prospecting in 2004 is still part of the game. Wear those long miner’s gloves or steel-toed boots, fleece jackets, and thermal water holders--they are all part of mining in this century. The main thing is for you to get involved and have some fun.
 I’ll have more information about the claims committee at the meeting. See you there.



The Gold Nugget
GOLD PROSPECTORS OF THE ROCKIES
 PO Box 621988
 Littleton, CO 80162-1988



GPR GOLD PANNING DEMONSTRATIONS

Know an organization that might want us to set up a gold panning demonstration booth? Contact

Jeff Mosteller

(303) 202-9302 <> jefndona@comcast.net

For additional information and photos, see

<http://www.GoldProspectorsOfTheRockies.com/>

DATED MATERIAL

Please check the **date** on your label to see the last month you may renew your GPR membership and continue your subscription to *The Gold Nugget* without interruption. Thanks, and happy prospecting!

Renew today **Last newsletter**

FIRST CLASS

(Continued from Prez Sez, page 1)

Panning demos: **Jeff Mosteller** will have a lot of information about all the fun demos we will be attending this year. He has done an excellent job of scheduling the demos and only accepting those within a reasonable distance. Every member should be able to find a couple of them to help with (see the GPR Events Calendar on page 3 and, for the entire year on the club website).

Claims committee: **Jeff Mosteller** is at it again. He is starting a Claims Committee so if you want to help your club or just find a claim for yourself, here is your opportunity. Learn about filing a discovery and developing that into a full-fledged claim. See Jeff at the meeting.

We had a great time at the club outing to the Western Museum of Mining & Industry in Colorado Springs (see story on page 3). We had a great time and have vowed to return again this summer when they run the stamp mill. If you are just starting in this hobby, the WMMI is a "must see" for the history, tools, and mining techniques used. We were all surprised to see a poster with a photograph of the "Bird's Nest" nugget that was found in Colorado by our own **Larry Boyes** who was there--the museum guide took Larry's picture alongside the poster. I don't think Larry knew the photo of his nugget was on display at the museum until we got there. It was a great surprise for all of us.

General Meeting Recorder: We have one! **Paul Nagy** has agreed to record our general meeting notes and will start with the May meeting. Thank you Paul for stepping forward and taking on this task.

Caps, shirts, and patches: They are here and available with our new logo! Thank you members for showing your support for this project. I want you all to know that we received excellent pricing on art work, digitizing of the logo, and on the garments that were available at the April meeting. Because of this pricing, we are able to offer the items to club members at just a little over our cost. Be sure to check 'em out at the May meeting and have your check books ready to obtain some of these items for your use (the club also accepts cash!).

Nugget drawings: She's done it again! More of that beautiful Anvil Creek gold from Nome, Alaska, will be available for the nugget drawing at the May meeting. I don't know how she does it! You'd better check her "From the Ledger" article (on page 5) for information about the sizes of the nuggets she will have on display.

Shawn and Pinie Connell have the coins and a place picked out for our second annual metal detecting coin hunt (see story on page 3). They have requested help with site clean up prior to the hunt and I know everyone will want to help. The Krispy Kreme donuts and coffee offered for those who are there to help at 8:00 a.m. will get me there on time! Incidentally, the hunt site will be along Clear Creek in Clear Creek Canyon. For those who want to try panning or sluicing, this will be a great opportunity for you. Plenty of "old timers" will be on hand to show you how it's done.

Allen Mershon continues to bring in excellent speakers for the club meetings. **Glenn Godat** and his friend **Bill Stiver** had everyone mesmerized with all that gold they have found (see General Meeting notes on page 4). If you know of someone who can speak about gold, Colorado gold history, or a closely related subject, please give Allen a note with the information.

There are many other members who are doing a great job at promoting the GPR and helping this club grow. My thanks to all of you who help. You are making this a fun ride.

Until next time: May the gold in your pan be worth the effort you put into finding it.